



**LEUVEN  
MARATHON**

**19-04-2026**

GO WITH

**GOLAZO**

[www.leuvenmarathon.com](http://www.leuvenmarathon.com)

**RUNNERS' GUIDE**

## WELCOME

Ready? 19 April is approaching very quickly. The atmosphere, the course, the spectators,... Leuven Marathon promises to be an incredible experience.

This guide will give you lots of practical info. Read through it carefully, so that you can enjoy race day.

Please find below the **7** main points:

**1**

**Avoid the crowds** on 19 April and collect your bib number from the Philipssite on Friday (11.30 a.m. - 6 p.m.) or Saturday (10 a.m. - 6 p.m.).

**2**

**Practice safe sport:** be prepared, stay well hydrated and listen to your body, whether the weather is warm or cool on Sunday.

**3**

Check the **accessibility info** in advance. Definitely try to leave the car at home.

**4**

Still coming by car? Buy your car park ticket on the [website](#) **beforehand**.

**5**

**Arrive on time on Sunday.** You do best to check out the event site online first, so that you know where you need to be.

**6**

**Hold onto empty packaging** or throw them in the **bins** by the refreshment stations.

**7**

**The course is only for runners.** Accompanying cyclists are NOT permitted.

## INHOUDSTAFEL

	pagina
Programme	4
Locations	5
Race Day Flow	6
Race Pack Collection	7 – 8
Change of Distance or Name	9
Leuven Marathon App	10
Waypoint Leuven Marathon Expo	11
Official Leuven Marathon Shop	12
<b>Before the Race: April 17 &amp; 18</b>	<b>13 – 16</b>
<b>Before the Race: Sunday, April 19 – Accessibility Information</b>	<b>17 – 22</b>
<b>The Race: Sunday</b>	<b>23 – 38</b>
Practice Safe Sport	24 – 25
Programme	26
Start Procedures	28 – 30
Pacer Team	31
Course	32
Refreshment Stations	33 – 37
Cyclists Not Allowed!	38
<b>After the Race</b>	<b>39 – 43</b>
FAQ	44



# PROGRAMME

## Friday 17 April

- 11.30 a.m. – 6 p.m.: Collection participation pack
- 11.30 a.m. – 6 p.m.: Waypoint Leuven Marathon Expo

## Saturday 18 April

- 10 a.m. – 6 p.m.: Collection participation pack
- 10 a.m. – 6 p.m.: Waypoint Leuven Marathon Expo

## Sunday 19 April

- 7.30 a.m. – 2 p.m.: Collection participation pack
- 7.30 a.m. – 6 p.m.: Waypoint Leuven Marathon Expo
- 9 a.m.: Start Marathon & 10K

*We expect the last runner to cross the starting line at 9.25 a.m. Your time only starts running when you cross the starting line.*

- 2.15 p.m.: Start Half Marathon

*We expect the last runner to cross the starting line at 2.40 p.m. Your time only starts running when you cross the starting line*



# LOCATIONS

## Philipssite

- Collection bib number
- Bag drop area
- Changing rooms
- Acerta Company Village
- Waypoint Leuven Marathon Expo
- Official Leuven Marathon Shop
- Medal engraving

## Parkpoort (inner ring road)

- Start all distances

## Parkpoort (outer ring road)

- Finish all distances



## GO WITH THE FLOW


Follow this flow for a relaxed race day.

### **Friday or Saturday (if necessary Sunday, but give yourself plenty of time.)**

1. Collect your bib number at the Philipssite.
2. If you are running the marathon or have bought the T-shirt, collect it from registration tent at the Philipssite.

### **Sunday**

1. Take your sports bag to the 'bag drop area' (optional) at the big sports hall of the Philipssite
2. Pin your start number to the front of your shirt and walk to the start.  
→ Parkpoort (inner ring road)
  - 9 a.m.: Start Leuven Marathon and Leuven 10K
  - 2.15 p.m.: Start Leuven Half Marathon
3. Join the starting box that matches your anticipated pace as closely as possible. On event day, it is you who chooses the startbox you want to start in based on your desired pace.
4. Enjoy your 10 km / 21.0975 km / 42.195 km!
5. If you would like a souvenir of your achievement, you can browse our Official Leuven Marathon Shop or have your medal engraved after the race.



## COLLECTION PARTICIPATION PACK

- Avoid the crowds on Sunday and collect your bib number on Friday or Saturday!
- **Collection bib numbers:**
  - Best option: Friday 17 April, 11.30 a.m. – 6 p.m.
  - Best option: Saturday 18 April, 10 a.m. to 6 p.m.
- If you registered as part of a group or company with group collection, it is NOT possible to collect your individual start number from the organisation! Make some clear arrangements with your group leader about where and when you can collect your the start number.
- If you want to collect someone else's bib number, you can only do so by presenting their confirmation email showing bib number or e-ticket AND (a picture of) their ID.
- Looking for your bib number? Find it on our [website](#) in the week of the event.



# COLLECTION PARTICIPATION PACK

*You registered before 30/03, 23:59*

## HAVE YOU RECEIVED AN EMAIL WITH YOUR BIB NUMBER?

Collect your race pack in the queue corresponding to your bib number.

**YOUR NUMBER**  
0002



*You registered after 30/03, 23:59*

## HAVE YOU RECEIVED AN EMAIL WITH AN E-TICKET?

Collect your race pack at the “E-TICKET” counters.



# DO YOU WANT TO CHANGE YOUR DISTANCE OR NAME?

## Name change

If you took the start number from someone else:

1. Collect the bib number with the confirmation email of the person whose start number you took.
  2. Have your details changed at the 'change of name/ distance' stand and receive a new bib number.
- Don't forget to bring your ID. There is a €12 admin cost for a name change on site.


### Why is it important to change names?

A name change is required for insurance purposes. Should an incident occur during the event, the organisation needs to be able to correctly and promptly identify the participant. This enables fast and efficient coordination of any further (medical) follow-up if needed.

## Distance change

Do you want to change your distance?

1. First collect your bib number.
  2. Have your distance changed at the 'change of name/ distance' stand and receive a new bib number.
- Changes to a shorter distance are free, for changes to a longer distance, you will be charged the difference in price.



# DOWNLOAD OUR LEUVEN MARATHON APP

Whether you are taking part yourself or are loudly cheering on your favourite runner: the app will keep you up to date at all times.

All race information, important updates, practical tips and livetracking including split times: Download the Leuven Marathon app and don't miss a thing.



GET IT ON  
**Google Play**



Download on the  
**App Store**

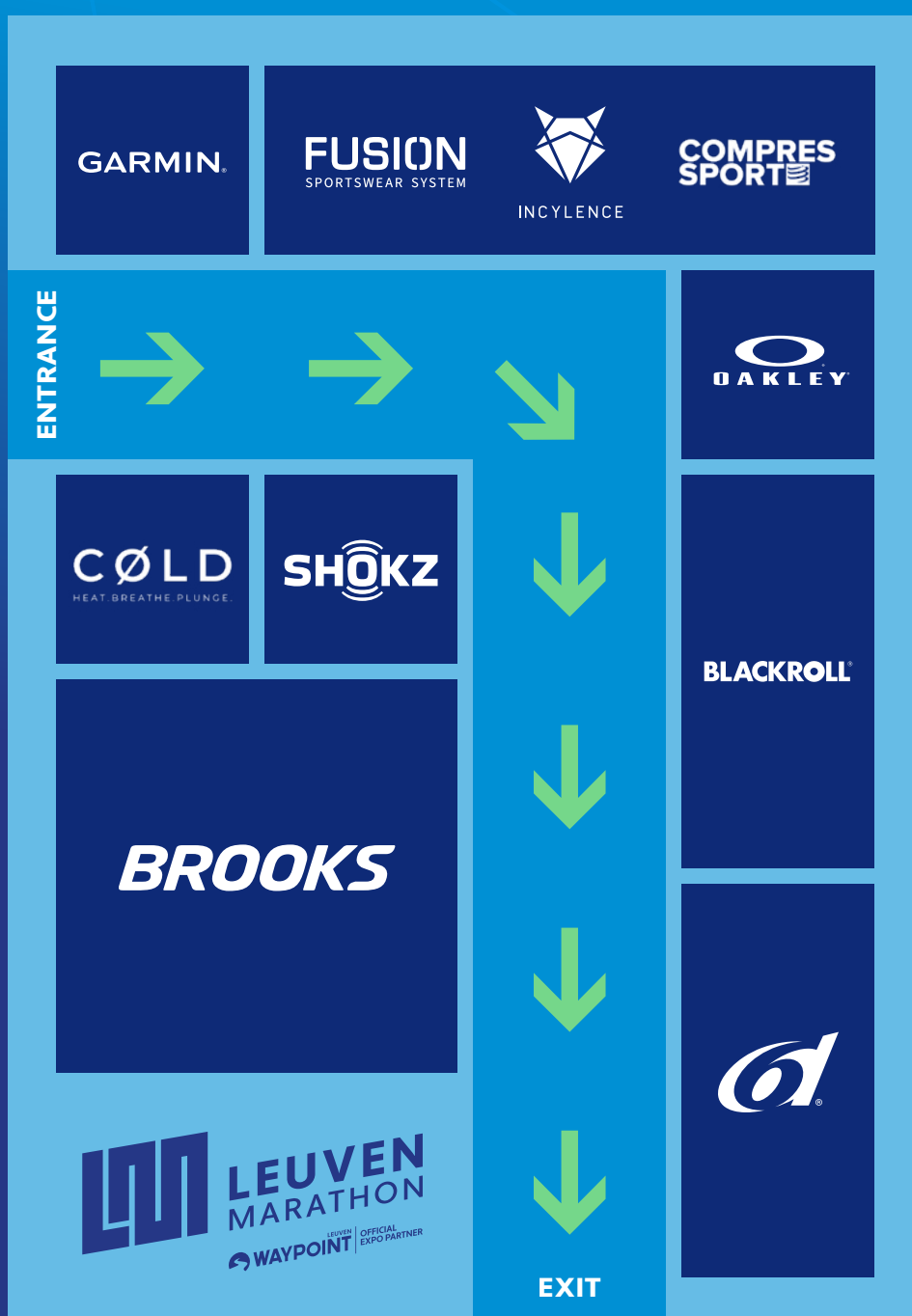


# WAYPOINT LEUVEN MARATHON EXPO

Throughout the event weekend, the Waypoint Leuven Marathon Expo (at the Philipssite) is the beating heart for runners, sports enthusiasts and supporters.

You can find big and well-known running brands, discover the latest products and trends, and savour the unique running atmosphere there.

You can find all exhibitors of the Waypoint Leuven Marathon Expo here!



## OFFICIAL LEUVEN MARATHON SHOP

Be sure to visit us in our  
Official Leuven Marathon Shop  
by the registration area!

### Exclusive event shirt

If you purchased an event shirt when you registered, then you can collect it upon presentation of your envelop from the registration area during the weekend. This shirt is included in the marathon runners' participant pack.

T-shirts can also be bought from the Official Leuven Marathon Shop on site [and online](#) (€29.00), while stocks last.

Tip: After the event, you can purchase personalised merchandise showing your finish time! You can already discover these items in our [webshop](#).

### OPENING TIMES:

**Friday 17 April:** 11.30 a.m. – 6 p.m.


**Saturday 18 April:** 10 a.m. – 6 p.m.

**Sunday 19 April:** 7.30 a.m. – 6 p.m.



**BEFORE  
THE RACE**

**FRIDAY  
17/04  
AND  
SATURDAY  
18/04**



## HOW TO GET THERE?


**We advise everyone to take public transport as much as possible!**

### **On foot or by bike**

Ample bike parking will be provided at the Philipssite and from there you can easily walk to the registration area.

**NAVIGATE TO THE BIKE  
PARKING IN LEUVEN**

**NAVIGATE TO THE  
REGISTRATION AREA**



## HOW TO GET THERE?

### Public transport

Travelling by public transport is not only convenient, but also a sustainable choice. Leuven station can easily be reached by train from all over Belgium. Use the NMBS and De Lijn route planners to plan your journey efficiently and easily get to Leuven. In just 20 minutes you can walk from Leuven station to the Philipssite.

Prefer travelling by bus? Please note: the Leuven Marathon will impact various bus stops. Check beforehand if your bus route is affected or not, so that there are no surprises on the day.

### By car

The Philipssite car park will not be accessible during the event. We advise that you travel by train and walk to the Philipssite from Leuven station (about 20 minutes' walk). If you do insist on coming by car, see where you can park [here](#).



## SHAKE-OUT RUN ON SATURDAY!

On 18 April, the Leuven running scene will collect at the Philipssite by the Waypoint Expo for the Shake-out run. Waypoint, The Extra Mile LOVrun, Rise Running Club and others will make sure your legs are completely ready for race day. Afterwards, you can collect your bib number from the registration area.

**When:** Saturday 18/04, 11 a.m.

**Where:** Philipssite, Leuven.

**Programme:** Light warm-up, stretching and quiet run of approximately 3,5K at different speeds.

**JOIN THE  
STRAVA  
EVENT!**



**LOV**

**BEFORE  
THE RACE**

**SUNDAY  
19/04**



## HOW TO GET THERE?

**We advise everyone to come by public transport as much as possible!**

### **On foot or by bike**

The Philipssite in Leuven can easily be reached on foot or by bike. Ample bike parking will be provided by the park between Nieuwe Kerkhofdreef and Kerkhofdreef and by Parkweg behind the Philipssite. From there you can quickly reach the Philipssite on foot.

**NAVIGATE EASILY TO  
THE BIKE PARKING**



## HOW TO GET THERE?


### Public transport

Travelling by public transport is not only convenient, but also a sustainable choice. Leuven station can easily be reached by train from all over Belgium. Use the NMBS and De Lijn route planners to plan your journey efficiently and easily get to Leuven. In just 15 minutes you can walk from Leuven station to the Philipssite.

#### **40% DISCOUNT on the train**

Thanks to the NMBS, all participants can benefit from a 40% discount on the purchase of a return Event Train Ticket (2nd class) to Leuven station for the event day (Sunday 19 April). Check your email for your unique discount code and **redeem your discount [here](#)**.

Prefer travelling by bus? Please note: the Leuven Marathon will impact various bus stops. Check beforehand if your bus route is affected or not, so that there are no surprises on the day.



## HOW TO GET THERE?

### By car

If you cannot come to the event by foot/bike/public transport, you do best to follow the directions below to easily get to the car parks. Leuven Marathon runners and supporters can park in the **Leuven Marathon car park by the Brabantthal**.

You can **park there all day for €12** and the car park is easily accessible from the **E40**. Booking a car park is compulsory and you can book it via the link below. When approaching the car park follow the signs so you can find a space without any problems.

**PURCHASE YOUR CAR PARK TICKET [HERE](#)**

**NAVIGATE TO THE BRABANTHAL CAR PARK USING GOOGLE MAPS**

**NAVIGATE TO THE BRABANTHAL CAR PARK USING WAZE**

There will be a **free shuttle service** provided from the car parks to the start and finish between **7 a.m. and 7.30 p.m.**, allowing you to easily travel from and to the Philipssite.



## HOW TO GET THERE?

### Kiss & Ride

Due to the closure between Naamsepoort and Tiensepoort, **the start zone is not accessible to motorised traffic**. Additionally, many streets will be closed due to the course. If you want to drop off or pick up people, you can use the **Kiss & Ride by Parking 1 Leuven Station**. From there, you can walk to the Philipssite.

### NAVIGATE TO THE KISS & RIDE USING WAZE

### NAVIGATE TO THE KISS & RIDE USING GOOGLE MAPS



# HOW TO GET THERE?



**THE RACE**  
**SUNDAY**  
**19/04**



## **SPORT SAFELY**

**Exercising is healthy and contributes to both physical and mental well-being. However, it is important to exercise in a responsible way. This helps prevent injuries and increases enjoyment. Below, we are happy to share 6 useful tips.**

### **Be well-prepared**

The final days before the event are crucial! Make sure you get enough sleep and eat healthily, so that your body is in peak condition for the challenge ahead. A well-prepared body means more enjoyment during the event!

### **The importance of a good warm-up**

To prevent injuries, it is important to do a proper warm-up.

### **Drink plenty of fluids**

Hydration also helps to keep your body in good condition. Drink plenty of fluids before and during your run. Adequate fluid intake is very important when exercising. However, do limit your caffeine intake to the recommended amount so that you do not overstimulate yourself.



## **Listen to your body**

Don't let the crowds lining the route influence you too much; run at the pace you've trained for. Also remain extra vigilant during the first spring warmth. If at any point you feel things aren't going well, slow down a bit or stop and ask for help if necessary.

## **ENJOY IT!**

This is an achievement you've been working towards for a long time. Don't forget to enjoy the course and let yourself be cheered on by the many supporters along the way!

## **Don't forget the cool-down.**

After running, a cool-down is highly recommended. It's important to allow your heart rate to gradually return to normal after intense exercise. Slow down step by step and progressively reduce the intensity of your movements.



## RACE DAY

### 7.30 a.m. – 2 p.m.:

- Collection participation pack (from Philipssite)

### 7.30 a.m. – 6 p.m.:


- Waypoint Leuven Marathon Expo is open (at the Philipssite)

### 9 a.m.

- Start Leuven Marathon & Leuven 10K
- We expect the last runner to cross the starting line at 9.25 a.m. Your time only starts running when you cross the starting line.

### 2.15 p.m.

- Start Leuven Half Marathon
- We expect the last runner to cross the starting line at 2.40 p.m. Your time only starts running when you cross the starting line.



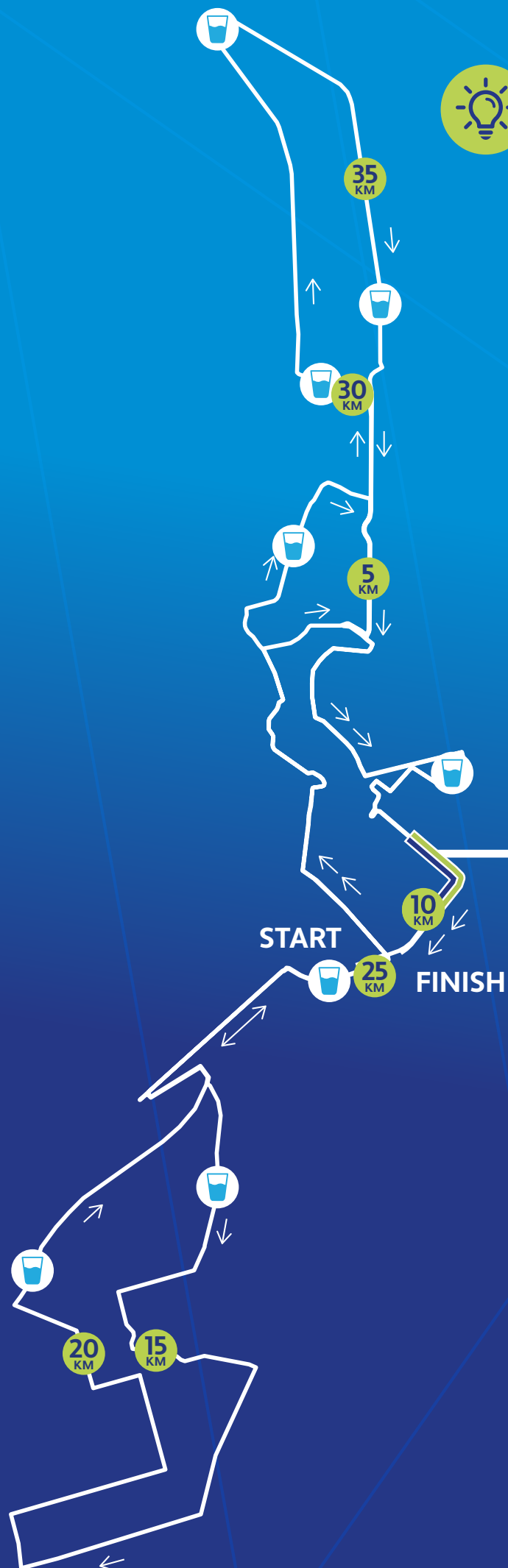


## GOOD TO KNOW.

Marathon and 10K runners start together, from the same startboxes and on the same course. A unique chance for 10K runners to share almost 10 km with their favourite marathon runner.

**An unforgettable experience!**

**Please note: after 9.5km, the course of the 10K and the marathon split.**



**LEUVEN MARATHON**

### PARCOURS SPLIT

10K	MARATHON



## START PROCEDURE

There will be almost

**18,000 participants** at the start on Sunday 19 April.

That is why we are asking you to pay particular attention to the start procedure.

It is important to line up in the correct startbox, corresponding to your expected finish time (Marathon, Half Marathon and 10K). This will increase your own running comfort and that of all other participants. That way, everyone around you will be running at a similar pace.

Feel free to join the startboxes that is closest to your target finish time. The startboxes are not pre-defined, or linked to the estimated finish time you provided when you registered. **On the event day, you choose which startbox you wish to start, based on the pace you aim to achieve.**



# START PROCEDURE MARATHON + 10K

All marathon- and 10K runners start together, at the same time, in the same startboxes.

We would like you to start in the startbox that corresponds to your target pace.

The entrance to the startboxes is on the **LEFT**. There is no access from the right.

The startboxes open at 8.30 a.m. We advise everyone to be **in their startbox 15 minutes before the start (8.45 a.m.)**.

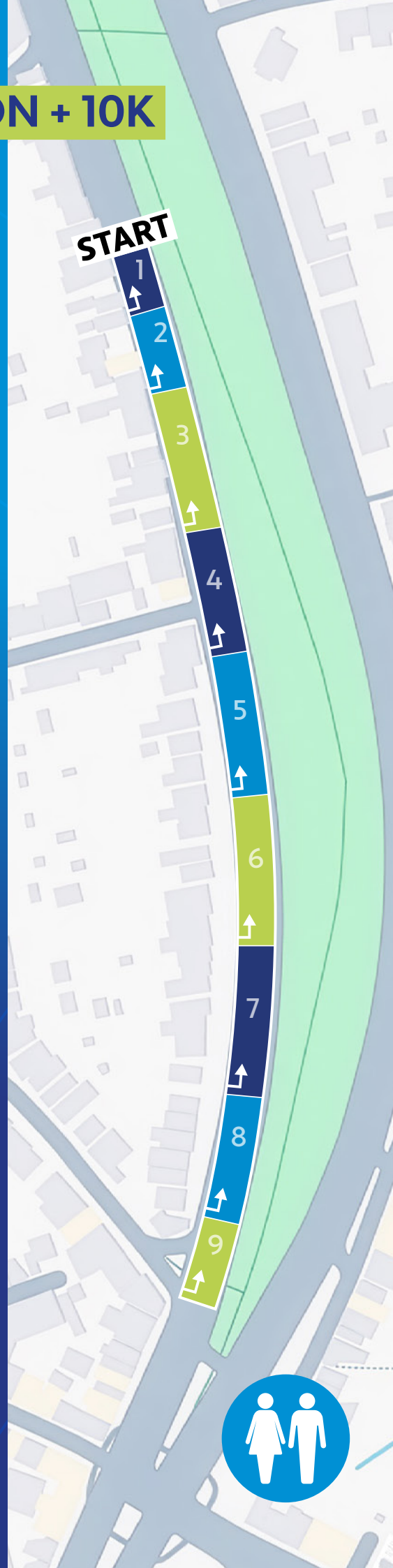
The start is at 9 a.m.. We expect the last participant to start at 9.25 a.m. at the latest (startbox > 7'00"/km).

< 4:00 min/km	→	nr. 1
< 4:30 min/km	→	nr. 2
< 5:00 min/km	→	nr. 3
< 5:20 min/km	→	nr. 4
< 5:40 min/km	→	nr. 5
< 6:00 min/km	→	nr. 6
< 6:30 min/km	→	nr. 7
< 7:00 min/km	→	nr. 8
> 7:00 min/km	→	nr. 9

## STARTBOX

OPENING TIME: 8:30

START: 9:00



## START PROCEDURE

### HALF MARATHON

We would like you to start in the startbox that corresponds to your target pace.

The entrance to the startboxes is on the **LEFT**. There is no access from the right.

The startboxes open at 1.45 p.m. We advise everyone to be **in their startbox 15 minutes before the start (2 p.m.)**.

The start is at 2.15p.m.. We expect the last participant to start at 2.40 p.m. at the latest (startbox > 7'00"/km).

< 4:00 min/km	→	nr. 1
< 4:30 min/km	→	nr. 2
< 5:00 min/km	→	nr. 3
< 5:20 min/km	→	nr. 4
< 5:40 min/km	→	nr. 5
< 6:00 min/km	→	nr. 6
< 6:30 min/km	→	nr. 7
< 7:00 min/km	→	nr. 8
> 7:00 min/km	→	nr. 9

## STARTBOX

OPENING TIME: 13:45

START: 14:15



## PACER TEAM

The Leuven Marathon provides a Pacer Team consisting of pacers for different speeds.

You can easily recognise them in the startboxes thanks to their coloured flags showing their finish time.



MARATHON		Startbox no.
2hrs59	pink flag	2
3hrs15	blue flag	3
3hrs30	yellow flag	4
3hrs45	red flag	5
3hrs59	green flag	6
4hrs15	black flag	7
4hrs30	orange flag	7
4hrs45	grey flag	8
5hrs	white flag	9

HALF MARATHON		Startbox no.
1hr30	pink flag	2
1hr40	blue flag	3
1hr50	yellow flag	4
2hrs	red flag	6
2hrs10	green flag	7
2hrs20	black flag	8
2hrs30	orange flag	9

# COURSES

[CLICK HERE FOR MORE INFO ON THE DIFFERENT COURSES.](#)

## 10K



### INTERNATIONAL MEASUREMENT CERTIFICATE

Name of Race <b>Leuven 10 km 2026</b>	Distance <b>10 000 m</b>
Location <b>LEUVEN</b>	Country <b>BELGIUM</b>
Date of Race <b>19/04/2026</b>	Date of Measurement <b>05/03/2026</b>
Separation <b>3.66</b> % of race distance	Elevation Change <b>0 m/km</b>
Name(s) of the measurer(s) <b>Luc CEULEMANS &amp; Jean Marie DE PROFT</b>	
Country <b>BELGIUM</b>	World Athletics - AIMS Grade <b>A&amp;B</b>
Certificate Number <b>BEL/2026/091/JFD3148 A</b>	Expiry Date <b>31/12/2030</b>
International Measurement Administrator <b>Jean François DELASALLE</b>	Registered On <b>28/03/2026</b>
Signed	In cooperation with <b>AIMS Association of International Marathons and Distance Races</b>

## HALF MARATHON



### INTERNATIONAL MEASUREMENT CERTIFICATE

Name of Race <b>Leuven half marathon 2026</b>	Distance <b>21 097.5 m</b>
Location <b>LEUVEN</b>	Country <b>BELGIUM</b>
Date of Race <b>19/04/2026</b>	Date of Measurement <b>05/03/2026</b>
Separation <b>1.66</b> % of race distance	Elevation Change <b>0 m/km</b>
Name(s) of the measurer(s) <b>Luc CEULEMANS &amp; Jean Marie DE PROFT</b>	
Country <b>BELGIUM</b>	World Athletics - AIMS Grade <b>A&amp;B</b>
Certificate Number <b>BEL/2026/090/JFD3147 A</b>	Expiry Date <b>31/12/2030</b>
International Measurement Administrator <b>Jean François DELASALLE</b>	Registered On <b>28/03/2026</b>
Signed	In cooperation with <b>AIMS Association of International Marathons and Distance Races</b>

## MARATHON



### INTERNATIONAL MEASUREMENT CERTIFICATE

Name of Race <b>Leuven marathon 2026</b>	Distance <b>42 195 m</b>
Location <b>LEUVEN</b>	Country <b>BELGIUM</b>
Date of Race <b>19/04/2026</b>	Date of Measurement <b>05/03/2026</b>
Separation <b>0.86</b> % of race distance	Elevation Change <b>0 m/km</b>
Name(s) of the measurer(s) <b>Luc CEULEMANS &amp; Jean Marie DE PROFT</b>	
Country <b>BELGIUM</b>	World Athletics - AIMS Grade <b>A&amp;B</b>
Certificate Number <b>BEL/2026/089/JFD3146 A</b>	Expiry Date <b>31/12/2030</b>
International Measurement Administrator <b>Jean François DELASALLE</b>	Registered On <b>28/03/2026</b>
Signed	In cooperation with <b>AIMS Association of International Marathons and Distance Races</b>



# REFRESHMENT STATIONS

Refreshments will be offered in the order below:

- Water (blue vests)
- 6d Sports Drink Citrus (red vests)
- 6d Sports Gels Apple, sweets, savoury biscuits, bananas (yellow vests)
- Water (blue vests)

Beverages will be served in reusable cups. Please dispose of them in the waste zones provided.

**REFRESHMENT STATIONS & WASTE ZONES** are provided on both sides of the route.



## MARATHON - REFRESHMENTS


DISTANCE	REFRESHMENTS	WC?
3,7 km	<ul style="list-style-type: none"> <li>• 6d Sports Drink Citrus, water</li> <li>• sweets, savoury biscuits</li> </ul>	✓
7,7 km	<ul style="list-style-type: none"> <li>• 6d Sports Drink Citrus, water</li> <li>• sweets, savoury biscuits</li> </ul>	✓
13,4 km	<ul style="list-style-type: none"> <li>• 6d Sports Drink Citrus, water</li> <li>• Bananen, sweets, savoury biscuits</li> </ul>	✓
21 km	<ul style="list-style-type: none"> <li>• 6d Sports Drink Citrus, water</li> <li>• 6d Sports Gels Apple, sweets, savoury biscuits</li> </ul>	✓
24,8 km	<ul style="list-style-type: none"> <li>• 6d Sports Drink Citrus, water</li> <li>• sweets, savoury biscuits</li> </ul>	
30 km	<ul style="list-style-type: none"> <li>• 6d Sports Drink Citrus, water</li> <li>• sweets, savoury biscuits</li> </ul>	✓
32,8 km	<ul style="list-style-type: none"> <li>• 6d Sports Drink Citrus, water</li> <li>• Bananen, sweets, savoury biscuits</li> </ul>	✓
35,4 km	<ul style="list-style-type: none"> <li>• 6d Sports Drink Citrus, water</li> <li>• 6d Sports Gels Apple, sweets, savoury biscuits</li> </ul>	✓
39,7 km	<ul style="list-style-type: none"> <li>• 6d Sports Drink Citrus, water</li> <li>• sweets, savoury biscuits</li> </ul>	✓
Finish	<ul style="list-style-type: none"> <li>• HiPro bar, reusable bottle of Culligan water</li> </ul>	✓

Beverages are served in reusable cups. Please dispose of them in the dedicated waste zones past the refreshment stations. ALMOST all refreshment stations have toilets.



# MARATHON

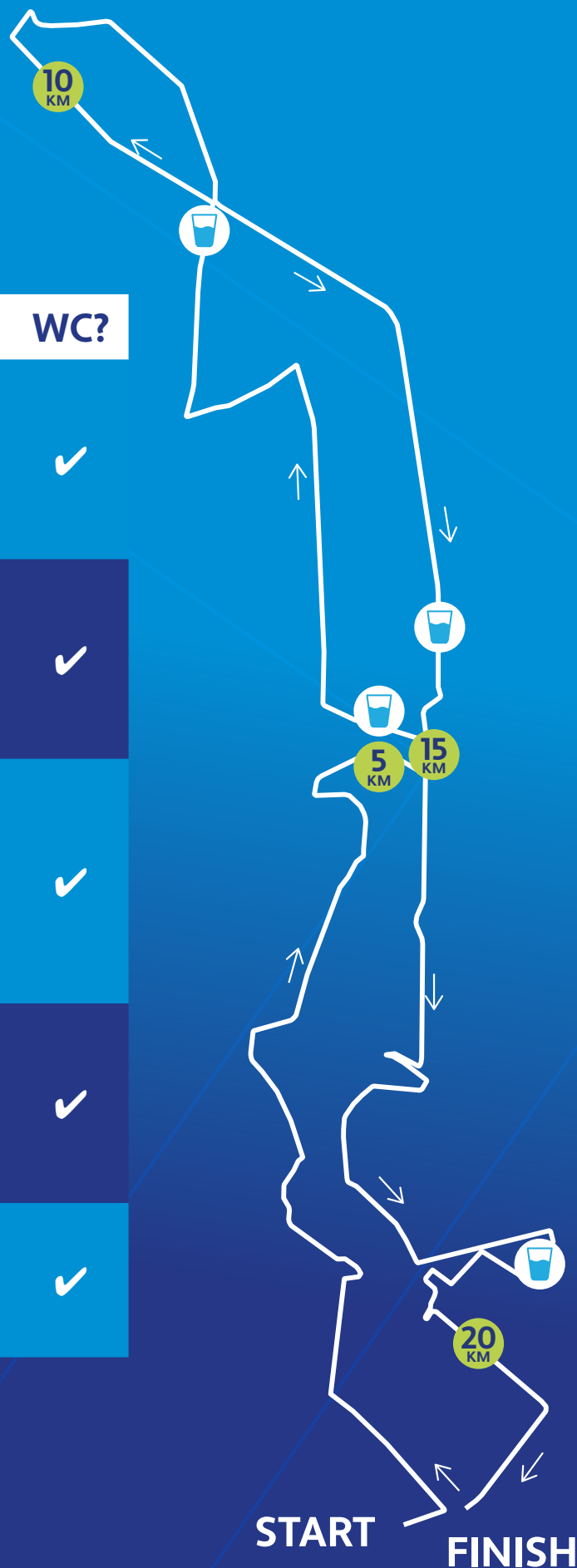
## BEVOORRADINGEN



# HALF MARATHON

## REFRESHMENTS

DISTANCE	REFRESHMENTS	WC?
5,4 km	<ul style="list-style-type: none"> <li>• 6d Sports Drink</li> <li>• Citrus, water</li> <li>• sweets, savoury biscuits</li> </ul>	✓
8,9 km	<ul style="list-style-type: none"> <li>• 6d Sports Drink</li> <li>• Citrus, water</li> <li>• Bananen, sweets, savoury biscuits</li> </ul>	✓
14,3 km	<ul style="list-style-type: none"> <li>• 6d Sports Drink</li> <li>• Citrus, water</li> <li>• 6D Sports Gels</li> <li>• Apple, sweets, savoury biscuits</li> </ul>	✓
18,8 km	<ul style="list-style-type: none"> <li>• 6d Sports Drink</li> <li>• Citrus, water</li> <li>• sweets, savoury biscuits</li> </ul>	✓
Finish	<ul style="list-style-type: none"> <li>• HiPro bar,</li> <li>• reusable bottle of Culligan water</li> </ul>	✓



Beverages are served in reusable cups. Please dispose of them in the dedicated waste zones past the refreshment stations. All refreshment stations have toilets.




## 10K - REFRESHMENTS

DISTANCE	REFRESHMENTS	WC?
3,7 km	<ul style="list-style-type: none"> <li>• 6d Sports Drink Citrus, water</li> <li>• sweets, savoury biscuits</li> </ul>	✓
7,7 km	<ul style="list-style-type: none"> <li>• 6d Sports Drink Citrus, water</li> <li>• sweets, savoury biscuits</li> </ul>	✓
Finish	<ul style="list-style-type: none"> <li>• HiPro bar, reusable bottle of Culligan water</li> </ul>	✓



Beverages are served in reusable cups. Please dispose of them in the dedicated waste zones past the refreshment stations. All refreshment stations have toilets.



## CYCLISTS NOT PERMITTED!

The Leuven Marathon is a runners' event with refreshments at more or less every 5km. Furthermore, there will be almost 18,000 participants at the start.

There is no space for cyclists on the course. Out of respect for your fellow runners we urge you to ban all "accompanying cyclists". They will only cause a nuisance and frustration for this large number of runners. The organisers will be performing checks at various points along the course.

On behalf of all participants: Thank you very much!



# AFTER THE RACE



## RESULTS VIA THE APP!

Your time only starts running when you cross over the start mat\*. So, there is no need to push to the front of the start. Go to the startbox that corresponds to your target time. Your time will only start when you cross over the start mat.

Your fan club can follow your every move via the Leuven Marathon app.

It will show you your live split times and you can check out your finish time here after the race.

\* *Exception: the podiums per race and per gender will be decided on the basis of the “gun-time” principle, i.e. the starting shot.*



GET IT ON  
**Google Play**



Download on the  
**App Store**





**HAVE YOUR FINISH TIME  
ENGRAVED ON YOUR MEDAL!**



If you added medal engraving to your registration, you can have your medal engraved at the 'medal engraving' stand in the event zone at the Philipssite by showing the pictogram on your start number.

**If you dit not order it beforehand,** not to worry, you can also have your medal engraved on site for €14.



## LEAVING THE EVENT SITE

If you want to get home quickly and easily, just walk to Leuven station from the finish, this is the quickest and most comfortable option for continuing your journey. If you parked your car in **Parking Brabant** or you are going to be picked up there by supporters, the shuttle service runs between **7 a.m. and 7.30 p.m.** and will ensure a smooth connection between the finish area and Parking Brabant. The pick-up location at the finish area is on **Geldenaaksebaan**.

### PICK-UP LOCATION GELDENAAKSEBAAN: SHUTTLE TO CAR PARKS

#### Important:

The car park closes at 9.30 pm. Please ensure you have left the car park by then. After that, it will no longer be possible to drive out of the car park.



# YOUR ACTION SHOTS THANKS TO SPORTOGRAF

Sportograf is our official photo partner and takes photos of all participants during the Leuven Marathon.

Discover your race photos [here](#) after the event.

[Here](#) you will find more info about how your photos will be processed.



**SPORTOGRAF.COM**



## FAQ

### **I did not receive a confirmation email, is that possible?**

Be sure to check your spam folder.

### **Can someone else collect my bib number?**

Yes, they can. The person collecting does need to bring your confirmation email and ID (or a photo of the ID) to the registration area.

### **Can I still register on site?**

Unless the distance you want to run is sold out, you can still register online until Saturday 18 April. From Sunday 19 April, you can register at the registration area on site. We do advise against doing so due to the crowds on the day. We strongly advise you register in advance.



**LET'S MAKE IT AN**

**UNFORGETTABLE DAY TOGETHER!**

Still haven't found what you were looking for in this guide? Be sure to also read our [Practical info](#).

Don't forget to have fun and enjoy the wonderful surroundings and the many entertainers along the course.

Listen to your body. If you do not feel well, take a break. If the feeling persists, stop completely and ring the emergency number on the back of your bib number.

No volunteers, no Leuven Marathon. A smile or thank you will make their day.


**THANKS TO YOU, LEUVEN IS THE CITY  
WHERE CHAMPIONS WILL ALWAYS RUN.**

**ON BEHALF OF THE ENTIRE TEAM: A HEARTFELT  
THANK YOU FOR KEEPING THIS WONDERFUL  
RUNNING TRADITION GOING.**



# YOUR NEXT CHALLENGE?

		<10KM	16 / 17 KM	10 - 21,1 KM	HALF MARATHON	25 KM	MARATHON
03.05 2026	Great Breweries Marathon			✓		✓	✓
14.05 2026	Besox Abdijentocht			✓			
20.09 2026	Maes Gent 10 Mijl			✓			
27.09 2026	EnergyVision Dwars door Mechelen	✓	✓		NEW		
11.10 2026	Athora Bruges Marathon				✓		✓
18.10 2026	TREK Antwerp Marathon		✓		✓		✓



# LEUVEN MARATHON

ION



acerta

DANONE  
HiPRO



leuven

Q8   
Electric

Culligan™  
Water you love.

 WAYPOINT LEUVEN

 AB InBev

mec

STOX  
ENERGY SOCKS

 SPORT.  
VLAANDEREN

N  
Nieuwsblad

GO WITH GOLAZO